


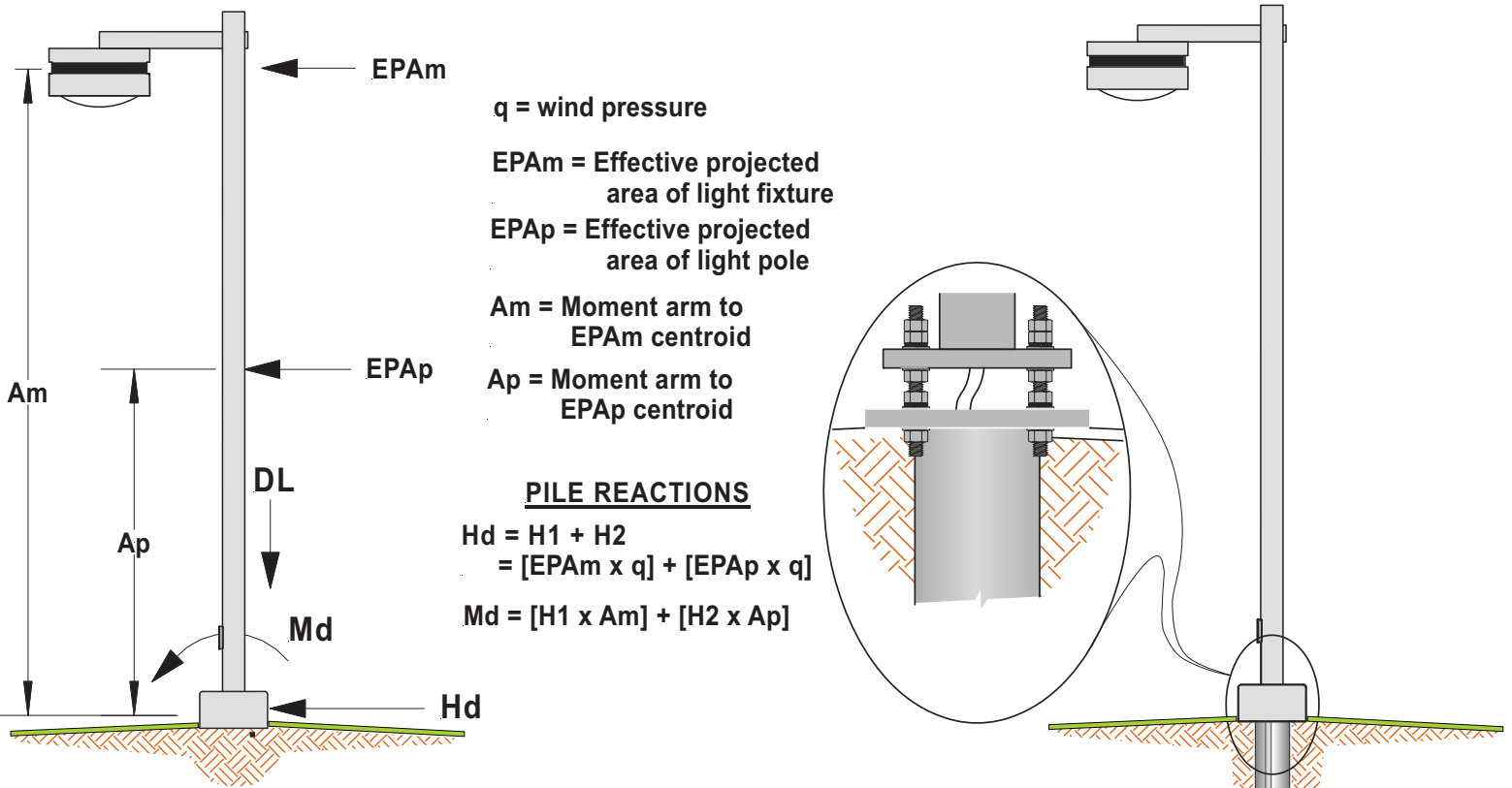
ECP Light Pole Foundation

- **Economic**
- **Quick Installation**
- **No Spoils Created**
- **All Weather Installation**
- **No Vibration Installation**
- **Permanent or Temporary Applications**
- **No Concrete Cure Time**
- **Environmentally Friendly**
- **Immediate Loading Capabilities**
- **Made in the USA**



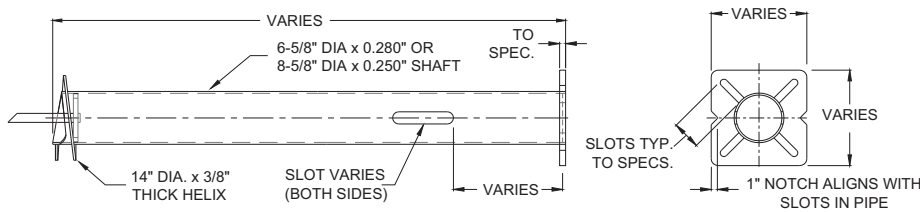
ECP UTILITY
1-866-327-0007

15612 S Keeler Terr.
Olathe, Ks 66062
Phone:913-393-0007
Fax:913-393-0008
www.getecp.com



Resultant Pile Foundation Loads

Light Pole Anchor Configurations



NOTE: 4" DIA FOUNDATION ANCHOR CONFIGURATION IS SIMILAR - NOT SHOWN

Product Designation	Shaft Size	Plate Diameter	Length	Ultimate-Limit Capacity at SPT \geq 5 bpf	
				Overturning Moment	Lateral Load
LPS-400-60 12	4"	12"	5'-0"	< 5,000 ft-lb	< 500 lb
LPS-663-60 14	6-5/8" x 0.280" Wall	14"	5'-0"	< 12,000 ft-lb	< 1,000 lb
LPS-663-84 14			7'-0"		
LPS-663-120 14			10'-0"		
LPS-863-60 14	8-5/8" X 0.250" Wall	14"	5'-0"	< 17,500 ft-lb	< 1,200 lb
LPS-863-84 14			7'-0"		
LPS-863-120 14			10'-0"		

Notes: Standard Product Shown Includes:

- Standard Integral Pile Cap - 1" thick x 15-3/4" Square pile cap welded to shaft
- Standard 1-1/8" slots are designed for 1" diameter mounting bolts
- Cable Access Slot available on both sides of shaft - (2" x 10" Standard)
- Supplied Hot Dip Galvanized Per ASTM A123 Grade 100.
- Stinger End (LPS) has single chamfer on bottom of shaft with a "stinger" for alignment
- Double Chamfer on bottom of LPC product shafts to ease installation - No "Stinger" on LPC (Not Shown)
- Special Product Designs Are Available: We fabricate custom light pole supports to your design specifications
- Please allow extra time for Special Product Designs.